

B-SERIES MINI EXCAVATORS
CX18B

CASE
CONSTRUCTION



AGILITY
IN MOTION

www.casece.com
EXPERTS FOR THE REAL WORLD
SINCE 1842

AGILITY IN MOTION

HIGH EFFICIENCY

The 1.7T machine from Case features two highly efficient variable displacement piston pumps for power on demand, reducing fuel consumption and increasing performance. The CX18B is also equipped with a gear pump for the swing and rotation circuits, boosting slew speed and cutting cycle times further. The two-speed travel selector is integrated into the right hand track control lever, for instinctive changes on the move and faster reaction to changing terrain. Hydraulic power. Boosted performance.

POWER ON DEMAND

The CX18B model uses a 11.3 kW (15 hp) Mitsubishi engine for maximum efficiency and output. Three-post canopy offers easy access and improved visibility, increasing safety for the operator. Telene side panels on the upper structure offer improved shock resistance and less risk of damage, cutting repair costs and downtime. Evolutionary design. Operator benefits.



SAFE AND SECURE

Canopy is TOPS and FOPS level 1 rated for maximum operator protection. Both servo hand levers are now fitted with red safety levers to prevent accidental operation, and both the boom swing control and the hammer control are protected by locks which provides safety for the operator and other personnel on site. Safe Operation. Reduced downtime.

OPERATOR ENVIRONMENT

The Case mini excavators have a three-post canopy design offering easier access and improved visibility. The CX18B features a suspension vinyl seats to suit operating conditions. The low emission engine offers reduced noise levels for the operator. Easy to reach levers and hand and foot controls for the tracks provide a comfortable working environment for the driver. Maximum comfort. Increased productivity.



BUILD QUALITY

Robust components and design enhance the durability and reliability of the Case mini excavator. Protection for the main lift cylinder piston and for all greasing points is standard and the bodywork of the machine is constructed from Telene. This material is shock resistant, reducing the need for smaller repairs on site and cutting ownership costs. The CX18B model has an expandable dozer blade, with a locking system to prevent damage or loss of parts when the tracks are retracted. Designed to work. Built to perform.

MAXIMISED PROFITABILITY

Thanks to the perfect match of engine and variable displacement hydraulics, the CX18B machines provides excellent fuel consumption as well as lower emissions. Fully removable side panels, easy access to the battery, a single key for locks and ignition, and access to all service and maintenance points from beneath the engine canopy, result in reduced service times and increased productivity.

B-SERIES MINI EXCAVATORS



CX18B

The Case CX18B is offered with a variable width undercarriage and extendable dozer blade as standard equipment. Two speed travel is standard, along with a three post canopy with suspension seat. The 11.3 kW Mitsubishi engine powers a three pump hydraulic system, using two variable displacement piston pumps and a gear pump for the slew and boom swing functions. The conflux system utilises unused flow from this third pump to assist the two main pumps when needed.

Single and dual directional auxiliary hydraulics are supplied with quick connect fittings on the dipper arm.



ENGINE

The 11.3 kW Mitsubishi engine provides plenty of power for machine. Centralised access, with all service points easily reached from beneath the engine canopy, reduces maintenance time and cuts service costs. The battery can be accessed from beneath the bonnet when necessary, further reducing downtime. All liquid checks can be carried out from ground level for maximum operator safety and rapid start-up each day.



HYDRAULICS

Highly efficient hydraulic systems, with two variable displacement pumps and an additional gear pump on the CX18B, provide maximum flow and pressure when the operator needs it. The hydraulic valves are easily reached for maintenance work, thanks to removable lightweight Telene shock proof side panels. The electrical fuses can be found in a clean area beneath the operator's seat and the switch between the dozer blade operation and blade extension is conveniently located under the seat within easy reach, further reducing downtime and boosting productivity.



UNDERCARRIAGE

The CX18B is provided with variable undercarriage width, to allow the machine to access confined working areas but also to provide maximum stability when digging and loading. There is an extending blade to match the variable track width. This blade uses a locking system to prevent damage or loss of parts when the tracks are retracted. Track tensioning is easily carried out with a standard grease gun, minimising downtime and maximising productivity.





THE CASE DEALER: YOUR PROFESSIONAL PARTNER

Your success starts with world-class Case machinery and attachments.

Your Case dealer will help you work smarter and faster by selecting equipment that delivers performance and operator comfort.

Your dealer has the knowledge and experience necessary to help you choose the right attachments so you can...

- **Work faster and extend equipment life.**
- **Increase machine utilization.**
- **Increase your capabilities.**

Let your Case dealer service your machine on the jobsite.

You'll be back on the job faster.

Advantages include...

- **Responsive job site service to keep your equipment running.**
- **Increase machine uptime.**
- **Certified service staff and improved parts availability.**



PARTS

When you're looking for superior parts options to maximize the performance and lower the operating costs of your Case machinery, turn to CNH Industrial Genuine Parts to keep you equipped for success.

CNH Industrial Genuine Parts fit better, install faster and last longer and in an industry where "high impact" and "heavy lifting" are the norm, the smallest mechanical differences can lead to big problems.

CNH Industrial Genuine Parts from Case are manufactured from superior materials and specifically designed for Case construction equipment to continually and reliably withstand the punishment of everyday construction. So steer clear of mechanical problems and future breakdowns, by choosing CNH Industrial Genuine Parts from Case. They're the only parts that are field-tested and proven to keep your Case equipment performing its best.

SERVICE. RELY ON CASE TO DELIVER FOR YOU

Your commitment to your operation is evident every day, but that doesn't minimize the enormous pressure you face to reduce operating costs and improve productivity. So when you're on the job, make sure you have top-notch service and support of Case behind you every step of the way.

With our factory trained technicians, you can ensure that top-notch service professionals are working on your maintenance needs, so you can focus on your business and the big job challenges ahead, not on the tasks of servicing your equipment.

With your Case Service, you get more than mere oil changes. A Case Service ensures your Case equipment receives a thorough service that meets all requirements of its service schedules and properly maintains it for the day-in, day-out punishment of construction work.

Don't give another thought to time-consuming maintenance tasks. Simply rest easy and make certain that your service needs are taken care of by a Case factory trained technician.

When the unexpected occurs, you need to know your equipment is protected.
At Case Construction we understand the importance of your machinery being in good working order when it counts.

ProCover is designed to help keep your equipment working well beyond the manufacturer's base warranty period while taking away the concerns of the cost and inconvenience of mechanical failure.

WHAT ARE THE ADVANTAGES OF PROCOVER?

PEACE OF MIND

Provides protection beyond the Manufacturer's Base Warranty Period.

FLEXIBLE OPTIONS

Plans can be customised to meet individual needs.

DEPENDABLE SERVICE

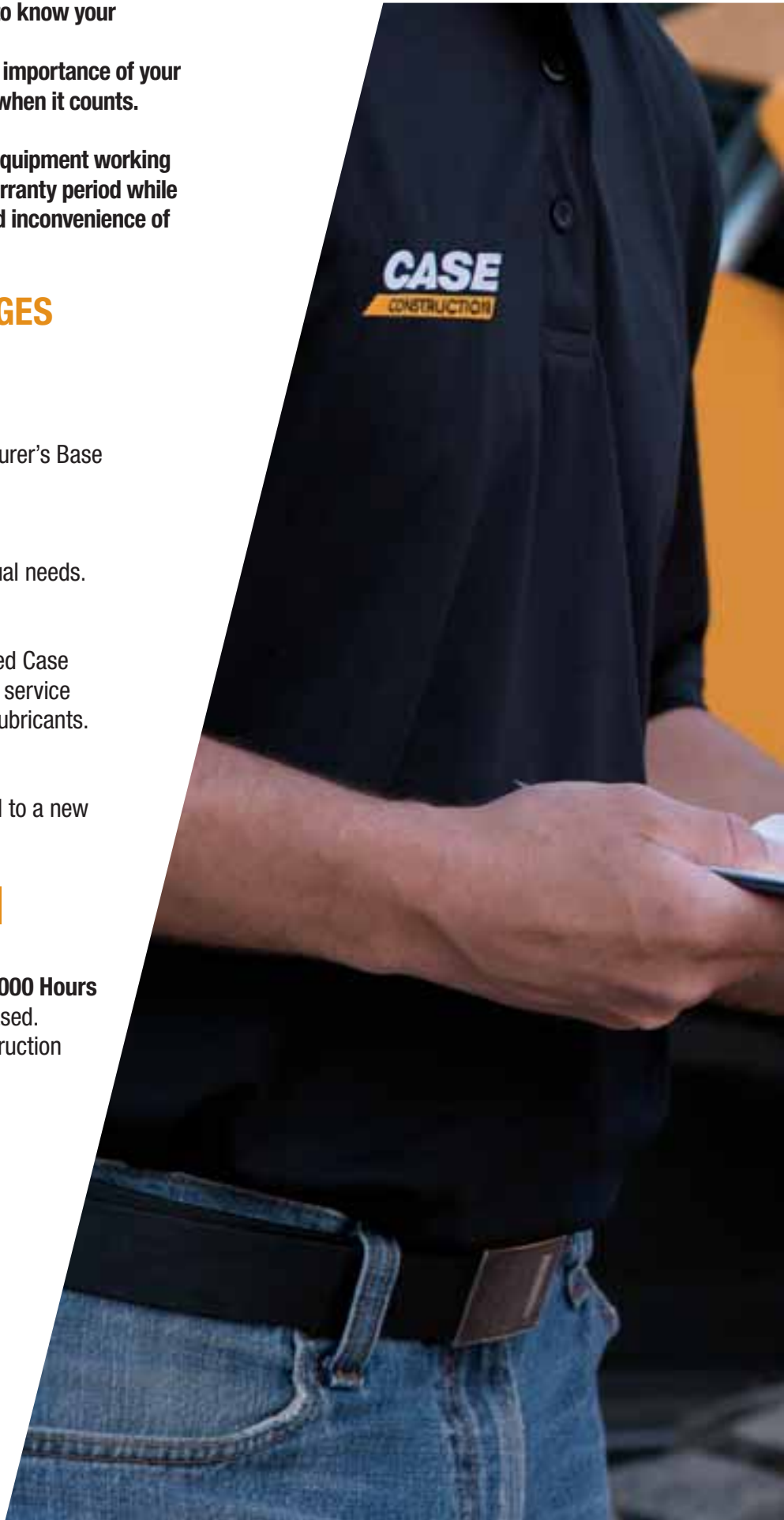
Eligible repairs completed by an authorised Case Construction Dealership and their trained service technician's using genuine OEM parts & lubricants.

TRANSFERABLE PROTECTION

New Equipment Plans may be transferred to a new owner at no charge

COVERAGE

- **STANDARD PROTECTION PLAN** **3 Years / 3000 Hours**
Additional years/hours can be purchased.
Please contact your local Case Construction dealer for further information.



STANDARD PROCOVER PLUS PROTECTION PLAN

CONSTRUCTION EQUIPMENT MASTER PARTS SCHEDULE

This plan provides coverage for the components listed below when a failure occurs due to a defect in material or workmanship, and may provide coverage for additional components not listed when the damage is caused by or resulting from a covered failure of a listed component.

PREMIER COMPONENTS COVERED

| ENGINE AND ALL INTERNAL LUBRICATED COMPONENTS WITHIN | TRANSMISSIONS/AXLES/HYDROSTATICS | ELECTRICAL | HYDRAULICS |
|--|---|---|---|
| Accessory Gears | Axle Housing | Alternator | Accumulator And Related Relief Valve |
| Air Intake Hose | Axle Shaft | Gauges | Brake Accumulator |
| Camshaft | Clutch Discs (Wet Only) | Horn | Brake Pressure Sensor |
| Camshaft Bearings | Clutch Plates (Wet Only) | Indicators | Brake Pump, Brake Valve |
| Camshaft Drive Gear | Control Rods | Instruments | Differential Lock Valve |
| Catalytic Converter | Counter Shaft Clutch | Electronic Joysticks | Fan Pumps And Motors |
| Charge Air Cooler | Differential Housing | Electric Motors | Hydraulic Cylinders |
| Cold Start Enrichment Systems | Differential Pinion Gear / Ring Gear | Factory Installed Telematics | Hydraulic Hoses and Piping |
| Connecting Rods & Bearings | Drive Axle Hub | Sensors | Hydraulic Motors |
| Crankshaft Bearings & Gear | Drive Shaft Support Bearing | Solenoid Valves | Hydraulic Oil Coolers |
| Crankshaft Including Front And Rear Crankshaft Seals | Drive Shaft with Universal Joints | Starter And Starter Solenoid | Hydraulic Pumps |
| Cylinder Heads/ Head Gaskets | Electronic Transmission Controller and Valve | Switches | Hydraulic Reservoir |
| Cylinder Liners | Enclosed Oil Immersed Chains and Sprockets | Traction Control System | Hydraulic Valves |
| Diesel Exhaust Fluid Tank and Dispensing System | External Oil Lines | Voltage Regulator | Internal O-Rings and Bonded Washers |
| Diesel Particulate Filter | Filler Tubes (Transmission) | Wiring Harnesses | Pilot Control |
| EGR System Manifold | Final Drive Pinion | Wiring Harnesses Exclusions | Pressure Reducing Valves |
| Electronic Engine Control Module | Final Drive Planetary Gears | Rubbing, Chafing, Loose Or Corroded Connections | Unloading Valves |
| Engine Block | Front Wheel Drive Sensors | FACTORY INSTALLED HEAT AND AIR CONDITIONING | STRUCTURAL |
| Engine Mounts And Supports | Hydraulic Drive / Travel Motor | Accumulator | Backhoe Booms |
| Engine Oil Cooler | Hydraulic Drive Pump | Clutch | Backhoe/Excavator Dipper Sticks |
| Engine Speed Controls, Linkages, and Cables | Hydraulic Transmission-Control Valve | Compressor | C Frame |
| Exhaust Manifold and Muffler | Hydrostatic Motor | Condenser | Car Body |
| Fan And Fan Drive | Hydrostatic Transmission Charge Pump | Dryer | Chassis |
| Filter Mount | Hydrostatic Transmission Pump | Evaporator | Circle Frame |
| Flywheel, Ring Gear | Hydrostatic/Hydraulic Pump Drives | Expansion Valve | Engine Frame |
| Front And Rear Engine Covers And Seals | Internal Lubricated Clutch Housings | Heater Core | Equipment Frame |
| Front Damper | Internal Transmission Control Linkage | Hoses | Excavator Booms |
| Fuel Lines | Internal Wet Service Brakes | Pulley | Falling Object Protection Structure (FOPS) |
| Fuel Tank | MFWD Axle/Differential Assembly including Driveshaft and U Joint | Seals & Gaskets | Forklift Masts |
| Fuel Transfer Pump & Gasket | Planetary Gear Carrier | Temperature Control Programmers and Valves | Inner and Outer Dipper Arms of the Extendable Boom (Backhoe Loader) |
| Injection Pump | Pneumatic Valves | OPERATOR AREA | Main Frame |
| Injectors | Rotary Hydraulic Manifold | Covers and Panels | Rollover Protection Structure (ROPS) |
| Intake and Exhaust Manifold And Gaskets | Splitter Drive/Drop Box | Exterior/Interior Door/Panel Latches, Hinges & Struts | Swing Frame |
| Oil Filler Tube | Steering Clutches (Wet) | Exterior/Interior Moldings | Swing Tower Castings (Backhoe Loader) |
| Oil Lines | Swing Motor And Swing Gear Box | Knobs for Switches and Handles | Track Frame |
| Oil Pan And Gasket | Torque Converter | Mirrors | Wheel Loader/Skid steer Loader Arms |
| Oil Pump | Torque Converter Pump | Seat Frame & Suspension | |
| Pistons & Rings | Transfer Drive | | |
| Pre-Cleaner/Air Cleaner Housing | Transmission Case | | |
| Pressure/Temperature Sensors & Sending Units | Transmission Gears, Bearings, & Shafts | | |
| Pulleys | Transmission Pump | | |
| Radiator | Travel & Swing Sections (only) Of Main Control Valve | | |
| Rocker Arm Assembly | Travel Control Valve | | |
| Selective Catalytic Reduction System | Turntable Bearing | | |
| Thermostats | Undercarriage Roller And Idler Seals And Bearings | | |
| Timing Gears | Undercarriage Tensioners | | |
| Turbocharger And Gasket | UNDERCARRIAGE EXCLUSIONS: | | |
| Valve Cover And Gasket | Sprocket, Tracks, Pads, Bolts, Chains, Or Any Failure Due To Wear, Or Breakage Caused By Wear | | |
| Water Piping | | | |
| Water Pumps | | | |

B-SERIES **MINI EXCAVATORS**





B-SERIES

MINI EXCAVATORS

WEIGHTS

Machine Mass Max _____ 1560 kg

ENGINE

Engine Maker/Mode _____ Mitsubishi/L3E
Rated Power _____ 11.3 kW/15 hp
Rated Speed _____ 2100 rpm
Cyl. - Stroke Volume _____ 3 - 952 cm³
Max. Torque _____ 53.5 N-m @ 1800 rpm
Fuel Consumption Rate (E/G) _____ 270 g/kW.h
Fuel Consumption (Digging) _____ 2.6 l/h
Allowable Ambient Temperature _____ -15/45°C

HYDRAULICS

Set Pressure (Att) _____ 21.6 MPa
Set Pressure (Travel) _____ 21.6 MPa
Set Pressure (Swing) _____ 14 MPa
Rated Flow (Att, Travel) @2100 Rpm _____ 15.5 l/min
Rated Flow (Swing) @ 2100 Rpm _____ 10.9 l/min

ELECTRICAL SYSTEM

Voltage _____ 12 V
Alternator Capacity _____ 40 A
Starter Motor _____ 1,7 kW
Battery _____ 1x40 Ah

DIMENSIONS

Bucket Capacity (Std) Sae _____ 0.042 m³
Outside Width Of Bucket (Std) _____ 400 mm
Min. Swing Diameter _____ 3050 mm
Min. Swing 90° diameter _____ 2590 mm
Track Gauge (closed) _____ 760 mm
Track Gauge (opened) _____ 1100 mm
Crawler Base _____ 1215 mm
Ground Clearance Of Undercarriage _____ 175 mm

UNDERCARRIAGE

Num. Of Sprocket Teeth _____ 19
Num. Of Roller (Upp/Low) _____ plate/3
Travel Speed (1St/2Nd Speed) _____ 2/3.5 km/h
Gradability _____ 58%

PERFORMANCE

Bucket Digging Force (Iso) _____ 14 kN
Arm Digging Force (Jis Iso) _____ 7.8 kN
Outside Width Of Bucket (Std) _____ 400 mm
Lifting Capacity (Front Direction) _____ 3.3 kNxm
Lifting Capacity (Back Direction) _____ 3.3 kNxm
Lifting Capacity (Side Direction) _____ 3.2 kNxm
Boom Speed (Up) _____ 2.2 s
Boom Speed (Down) _____ 2.1 s
Arm Speed (Crowding) _____ 2.6 s
Arm Speed (Pushing) _____ 2.4 s
Bucket (Digging) _____ 2.9 s
Bucket (Dumping) _____ 2 s
Boom Swing (Left) _____ 4.7 s
Boom Swing (Right) _____ 4.7 s
Dozer (Up) _____ 1.5 s
Dozer (Down) _____ 2 s
Productivity _____ 20 m³/h
Ground Pressure _____ 27 kPa
Steady State Swing Speed _____ 9 rpm
Swing Gradability Deg _____ 20
Max. Tractive Force (Sae Cal.) _____ 19.2 kN

CAPACITIES

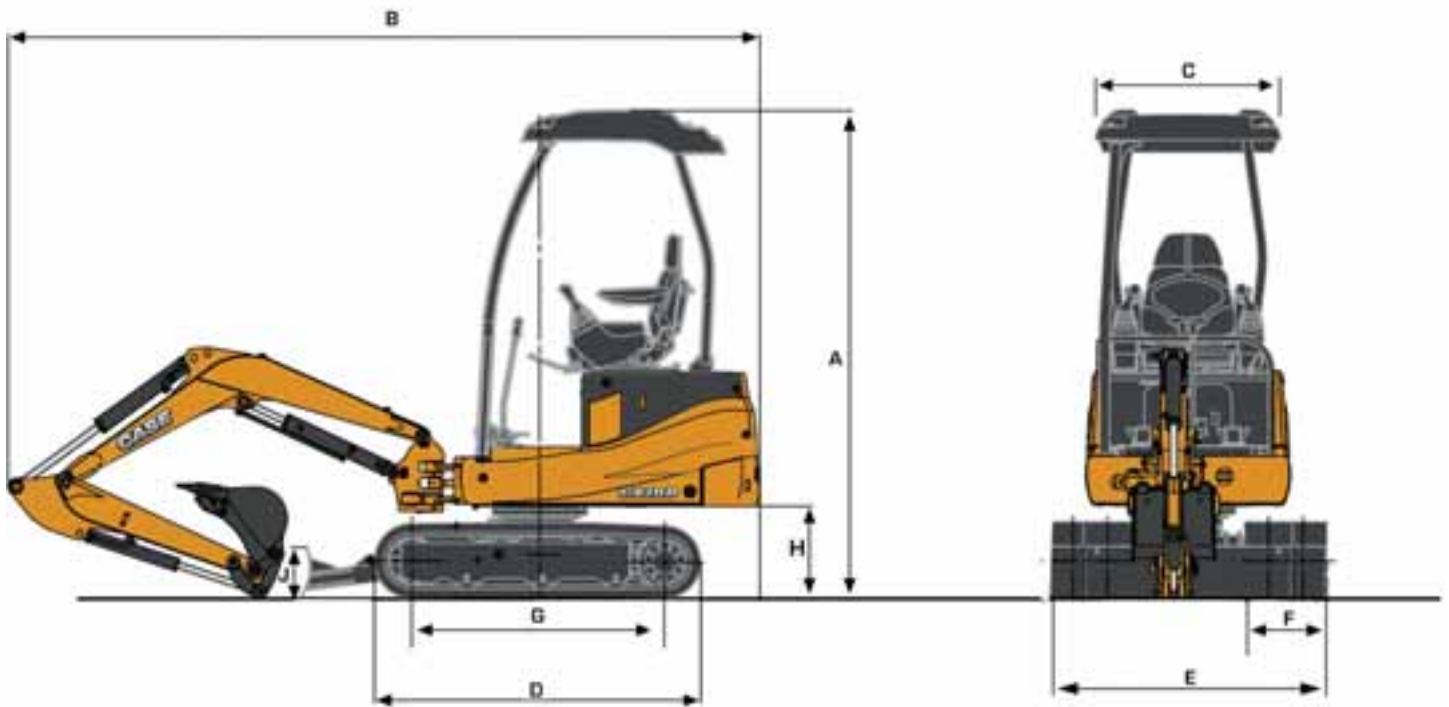
Fuel Tank Capacity _____ 19.5 l
Coolant Capacity _____ 3.5 l
Engine Oil Capacity _____ 3 l
Hydraulic Oil (Standard Level) _____ 8.8 l
Hydraulic Oil (Tank Capacity) _____ 12.3 l

NOISE

Acoustic Power Level _____ 93 dB
Noise at ear _____ 74 dB

GENERAL DIMENSIONS CX18B

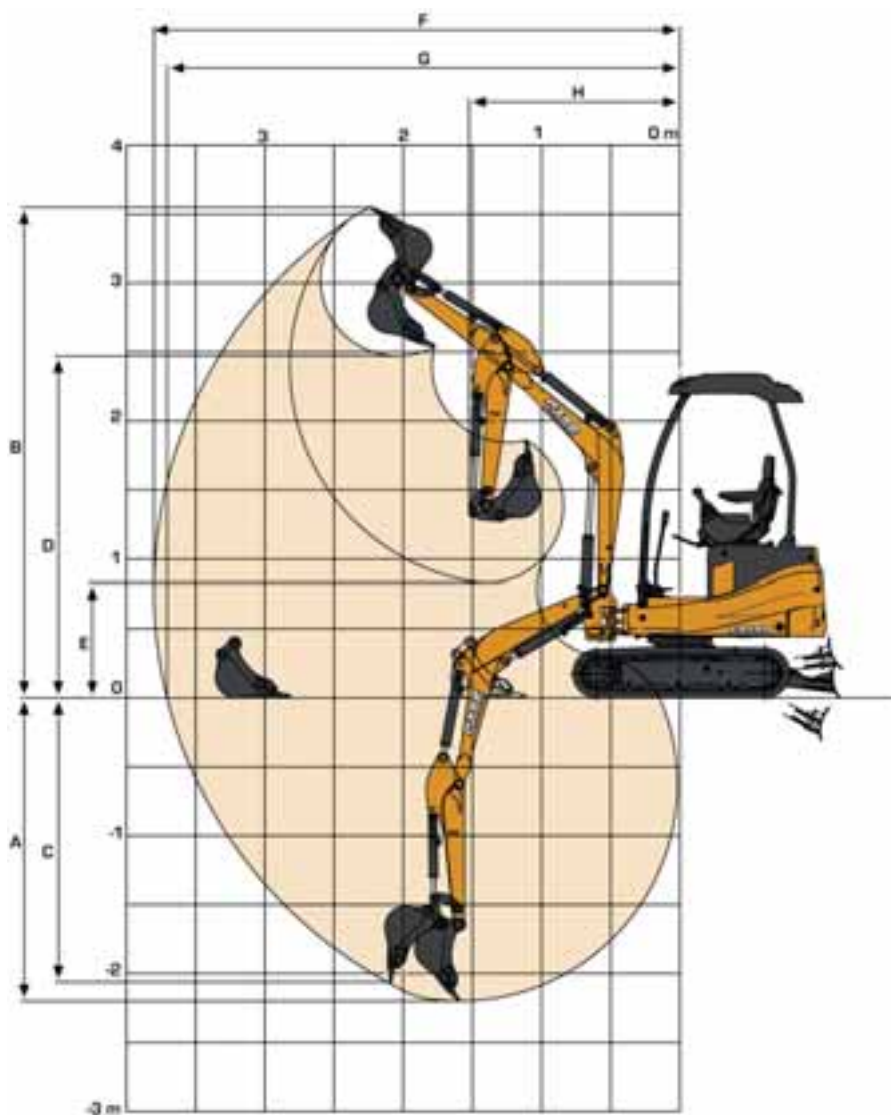
With 1.75 m standard monoboam



| | | CX18B CANOPY |
|----------------------|--------------------------------------|---------------------|
| DIPPER LENGTH | | 1.22 |
| A | Overall height | m 2.34 |
| B | Overall length | m 3.62 |
| C | Width of upperstructure | m 0.99 |
| D | Track overall length | m 1.56 |
| E | Track overall width | m 1.33 |
| F | Track shoe width | m 0.23 |
| G | Center to center (idler to sprocket) | m 1.21 |
| H | Upperstructure ground clearance | m 0.44 |
| J | Backfill blade height | m 0.24 |
| | Working weight | kg 1560 |
| | Ground pressure | kPa 25 |
| | Tail swing radius | m 1.06 |
| | Swing angle - right | ° 45 |
| | - left | ° 80 |

B-SERIES MINI EXCAVATORS

PERFORMANCE DATA



DIPPER LENGTH

1.22

| | | | |
|---|--|----|------|
| A | Maximum digging depth | mm | 2400 |
| B | Maximum height of cutting edge | mm | 3680 |
| C | Maximum vertical digging depth | mm | 2260 |
| D | Maximum dumping height | mm | 2600 |
| E | Minimum dumping height | mm | 630 |
| F | Maximum cutting radius | mm | 4000 |
| G | Maximum digging radius at ground level | mm | 3900 |
| H | Minimum swing radius of attachment | mm | 1556 |
| | Arm digging force | kN | 8.7 |
| | Bucket digging force | kN | 14 |

With 1.75 m standard monoboam

Values are expressed in Tonnes

| Front 360° | REACH | | | | | | |
|---------------|-------|-------|-------|-------|-------|-------|-------------------|
| | 0.5 m | 1.0 m | 1.5 m | 2.0 m | 2.5 m | 3.0 m | At max reach m |

1.22 m dipper, CANOPY, DOZER DOWN, rubber shoes and bucket of 400 mm.

| | | | | | | | | | | | | | | |
|--------|--|-------|-------|-------|-------|-------|-------|-------|-------|-------|-------|-------|-------|-------|
| 2.5 m | | | | | | | | 0,223 | 0,223 | | | | | |
| 2.0 m | | | | | | | | 0,231 | 0,231 | 0,237 | 0,237 | | | |
| 1.5 m | | | | | | | | 0,266 | 0,266 | 0,249 | 0,249 | | | |
| 1.0 m | | | | 0,617 | 0,617 | 0,402 | 0,402 | 0,316 | 0,316 | 0,271 | 0,271 | 0,248 | 0,222 | 3,428 |
| 0.5 m | | | | 0,830 | 0,812 | 0,500 | 0,500 | 0,365 | 0,360 | 0,294 | 0,271 | | | |
| 0 m | | | | 0,881 | 0,795 | 0,551 | 0,496 | 0,394 | 0,352 | 0,306 | 0,267 | | | |
| -0.5 m | | 0,686 | 0,686 | 0,838 | 0,793 | 0,548 | 0,491 | 0,394 | 0,348 | 0,292 | 0,265 | | | |
| -1.0 m | | 1,058 | 1,058 | 0,727 | 0,727 | 0,491 | 0,491 | 0,347 | 0,347 | | | | | |
| -1.5 m | | 0,878 | 0,878 | 0,524 | 0,524 | 0,351 | 0,351 | | | | | | | |
| -2.0 m | | | | | | | | | | | | | | |
| -2.5 m | | | | | | | | | | | | | | |

1.22 m dipper, CANOPY, DOZER UP, rubber shoes and bucket of 400 mm.

| | | | | | | | | | | | | | | |
|--------|--|-------|-------|-------|-------|-------|-------|-------|-------|-------|-------|-------|-------|-------|
| 2.5 m | | | | | | | | 0,223 | 0,223 | | | | | |
| 2.0 m | | | | | | | | 0,231 | 0,231 | 0,237 | 0,237 | | | |
| 1.5 m | | | | | | | | 0,266 | 0,266 | 0,249 | 0,249 | | | |
| 1.0 m | | | | 0,617 | 0,617 | 0,402 | 0,402 | 0,316 | 0,316 | 0,257 | 0,271 | 0,205 | 0,222 | 3,428 |
| 0.5 m | | | | 0,756 | 0,812 | 0,473 | 0,500 | 0,334 | 0,360 | 0,251 | 0,271 | | | |
| 0 m | | | | 0,738 | 0,795 | 0,460 | 0,496 | 0,326 | 0,352 | 0,247 | 0,267 | | | |
| -0.5 m | | 0,686 | 0,686 | 0,736 | 0,793 | 0,455 | 0,491 | 0,323 | 0,348 | 0,245 | 0,265 | | | |
| -1.0 m | | 1,058 | 1,058 | 0,727 | 0,727 | 0,457 | 0,491 | 0,324 | 0,347 | | | | | |
| -1.5 m | | 0,878 | 0,878 | 0,524 | 0,524 | 0,351 | 0,351 | | | | | | | |
| -2.0 m | | | | | | | | | | | | | | |
| -2.5 m | | | | | | | | | | | | | | |

Blade UP / DOWN Upper frame front direction, Spanner OUT, with an 75 kg operator in seat

STANDARD EQUIPMENT

Mitsubishi 11,3 kW engine
Hand and foot controlled travel arm
Fixed seat with tiltable arm rests and Case logo
3 post canopy with heater
2 red safety access levers

Variable hydraulic tracks with expandable blade
2 speed
3 pump hydraulics (2 variable + 1 gear pump) with conflux
3 post canopy with fixed vinyl seat with tiltable arm rests or Suspension

Vinyl seat with adjustable arm rests (with heater and suspension cloth seat)
Rubber tracks
Auxiliary hydraulic circuit

Standard and optional equipment shown can vary by country.



CASE CONSTRUCTION EQUIPMENT
CONTACT INFORMATION
AUSTRALIA
31-53 Kurrajong Road
St. Marys nsw 2760

CASE Customer
Assistance
1300 99 CASE

NOTE: CASE provides specific outfits for various countries and many optional fittings (OPT). The illustrations on this or other leaflets may relate to standard or optional fittings. Please consult your CASE dealer for any information in this regard and any possible updating on components. CNH Industrial reserves the right to modify machine specifications without incurring any obligation relating to such changes.

